



detect and identify



## Fluorescence Instruments

microplate readers & imaging systems



[Download the Application Abstract about Oxazines](#)

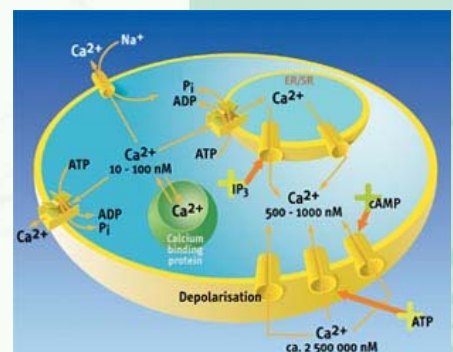
Alzheimer's Disease pathogenesis is associated with the formation of insoluble aggregates of amyloid beta-peptide. Direct non-invasive visualisation of plaque growth in vivo is an important contribution to biomedical research. This is possible with near-infrared fluorescence oxazine dyes, which penetrate the blood-brain barrier and bind to amyloid plaques.

[Learn more about imaging systems](#)

[Learn more about microplate readers](#)

Ca<sup>2+</sup> is an intracellular messenger in many eukaryotic signal transduction pathways. Most Ca<sup>2+</sup>-signalling systems have one thing in common: they generate brief pulses of Ca<sup>2+</sup>, thereby regulating cellular functions.

[Download the Application Note about Calcium Monitoring](#)



The [Mithras](#) and [TriStar](#) microplate readers as well as the [NightOWL II](#) imagers will be presented at these conferences



Providence, Rhode Island



[Get in touch with Berthold Technologies](#)

[www.Berthold.com/Bio](http://www.Berthold.com/Bio)

To unsubscribe from this newsletter service please click here: [Bio.unsubscribe@berthold.com](mailto:Bio.unsubscribe@berthold.com)